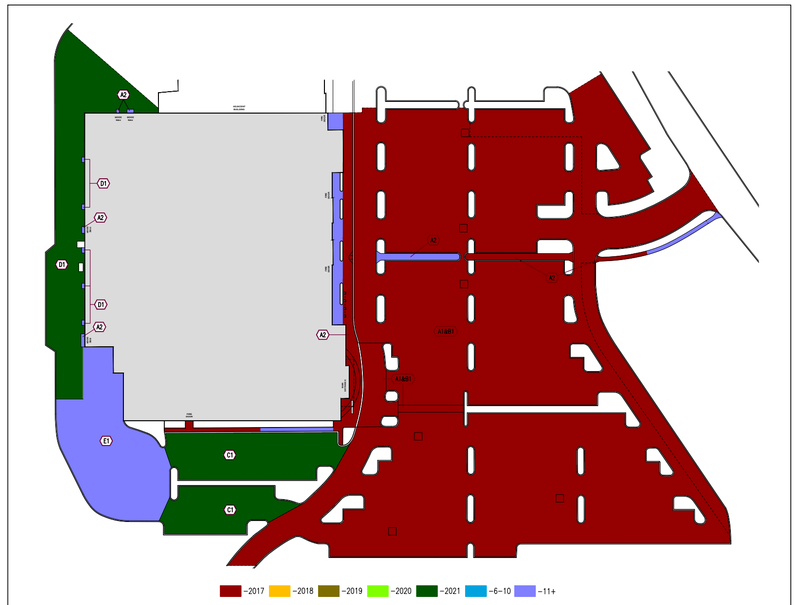

Pavement Rehabilitation Schedule
Scale: NONE

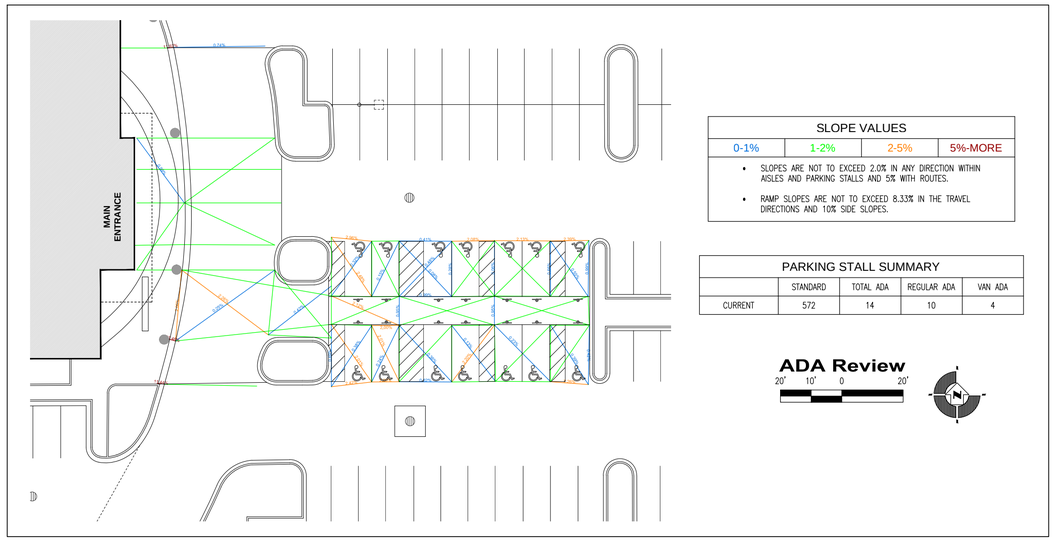

SLOPE VALUES			
0-1%	1-2%	2-5%	5%-MORE

- SLOPES ARE NOT TO EXCEED 2.0% IN ANY DIRECTION WITHIN AISLES AND PARKING STALLS AND 5% WITH ROUTES.
- RAMP SLOPES ARE NOT TO EXCEED 8.33% IN THE TRAVEL DIRECTIONS AND 10% SIDE SLOPES.

PARKING STALL SUMMARY				
	STANDARD	TOTAL ADA	REGULAR ADA	VAN ADA
CURRENT	572	14	10	4

ADA Review
20' 10' 0 20'

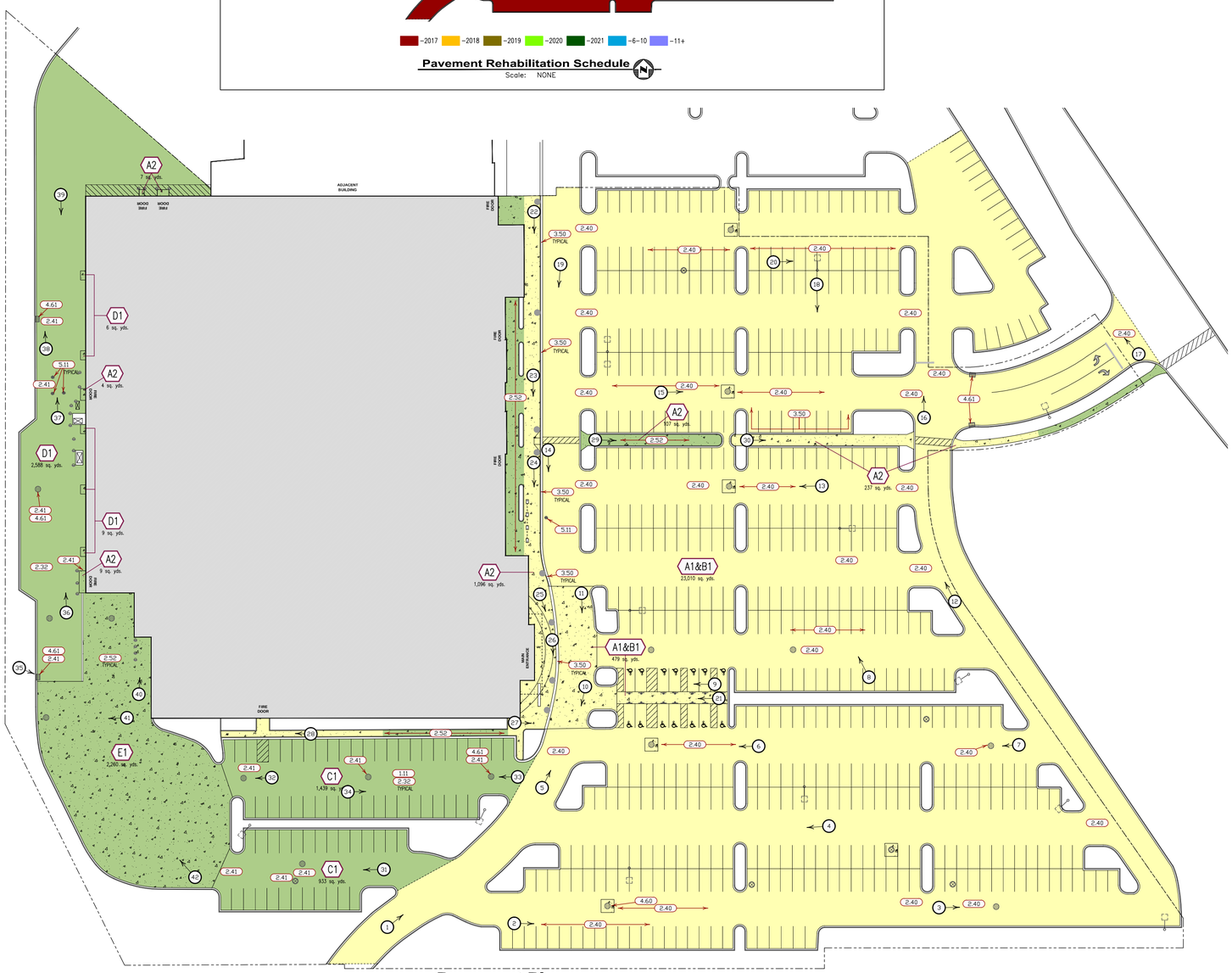

Pavement Plan
40' 20' 0 40'

ACTION CODE LEGEND

1 PAVEMENT MARKING
1.11 PAVEMENT MARKING APPLICATION

2 PAVEMENT REPAIR/PREVENTIVE MAINTENANCE
2.32 ASPHALT CRACKSEAL APPLICATION
2.40 ASPHALT BASE RESTORATION
2.41 ASPHALT PAVEMENT RESTORATION
2.52 CONCRETE JOINTSEAL APPLICATION

3 CURB/SHOULDERING
3.50 CONCRETE CURB/GUTTER RESTORATION

4 DRAINAGE
4.60 DRAINAGE STRUCTURE REPAIR
4.61 DRAINAGE STRUCTURE RESTORATION

5 UTILITIES
5.11 UTILITY STRUCTURE ADJUSTMENT

* TYPICAL = TYPICAL TO ALL RELATED COMPONENTS/PERIMETERS ON PAVEMENT SECTION

PASER RATING LEGEND

RATING	DESCRIPTION	CONSIDERATIONS	COSTS
9.0	EXCELLENT	INITIAL PREVENTIVE MAINTENANCE	LOW
8.0	VERY GOOD		
7.0	GOOD	BENEFITS FROM PREVENTIVE MAINTENANCE	COSTS OF ASSET MANAGEMENT
6.0	ABOVE AVERAGE		
5.0	FAIR (AVERAGE)	STRUCTURAL IMPROVEMENT OPTIONS	
4.0	BELOW AVERAGE		
3.0	POOR	IN NEED OF IMMEDIATE REHABILITATION	HIGH
2.0	VERY POOR		

OBSERVATION DISCLAIMER

PAVEMENT CONDITIONS, SURFACE DRAINAGE, PONDING AND OTHER DEFICIENCIES OBSERVED BY JOHN DOE AND WERE UNDER DRY PAVEMENT CONDITIONS.

DRAWING RECORD

REV. NO.	DESCRIPTION	DATE	BY

PROJECT LEGEND

- CONCRETE
- PAVEMENT SECTION DELINEATION
- PHOTO LOCATION
- ACTION CODE
- PONDING
- SECTION DESIGNATION

SITE LEGEND

- BUILDING
- PROPERTY LINE
- ROOF OVERHANG
- PAVEMENT EDGE
- CURB
- CURB AND GUTTER
- CATCH-BASIN
- MANHOLE
- CURB INLET
- SHUT-OFF VALVE
- LIGHT SOURCE
- SIGN
- BOLLARD
- DECORATIVE ENTRANCE BOLLARD
- TRANSFORMER

GENERAL DRAWING NOTE:

THIS DRAWING IS INTENDED FOR ORIENTATION, APPROXIMATE CONFIGURATION AND LOCATION OF DETAILS. CONTRACTOR SHALL FIELD VERIFY ALL ITEMS FOR BIDDING AND INSTALLATION PURPOSES.

DATE
DRAWN BY
REVISED BY
REVISED BY
REVISED BY
REVISED BY
FILE NAME: 161JBS0000001.dwg

Benchmark Inc
CEDAR RAPIDS, IA • WAUKESHA, WI
Phone: 319.393.9100
www.benchmark-inc.com

CLIENT:
PROJECT:
DRAWING TITLE:
CLIENT PROJECT NUMBER:
SHEET NUMBER:
P-1

ORIGINAL SHEET SIZE: 42 x 30

File: J:\2016__Sales\DWG\2016BS0000001.dwg Time: Jul 25, 2016 - 3:18pm